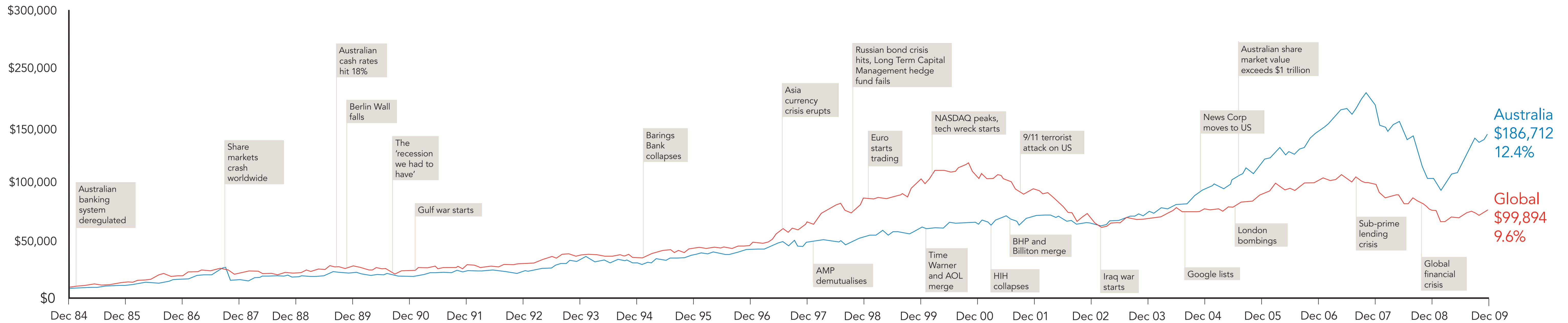


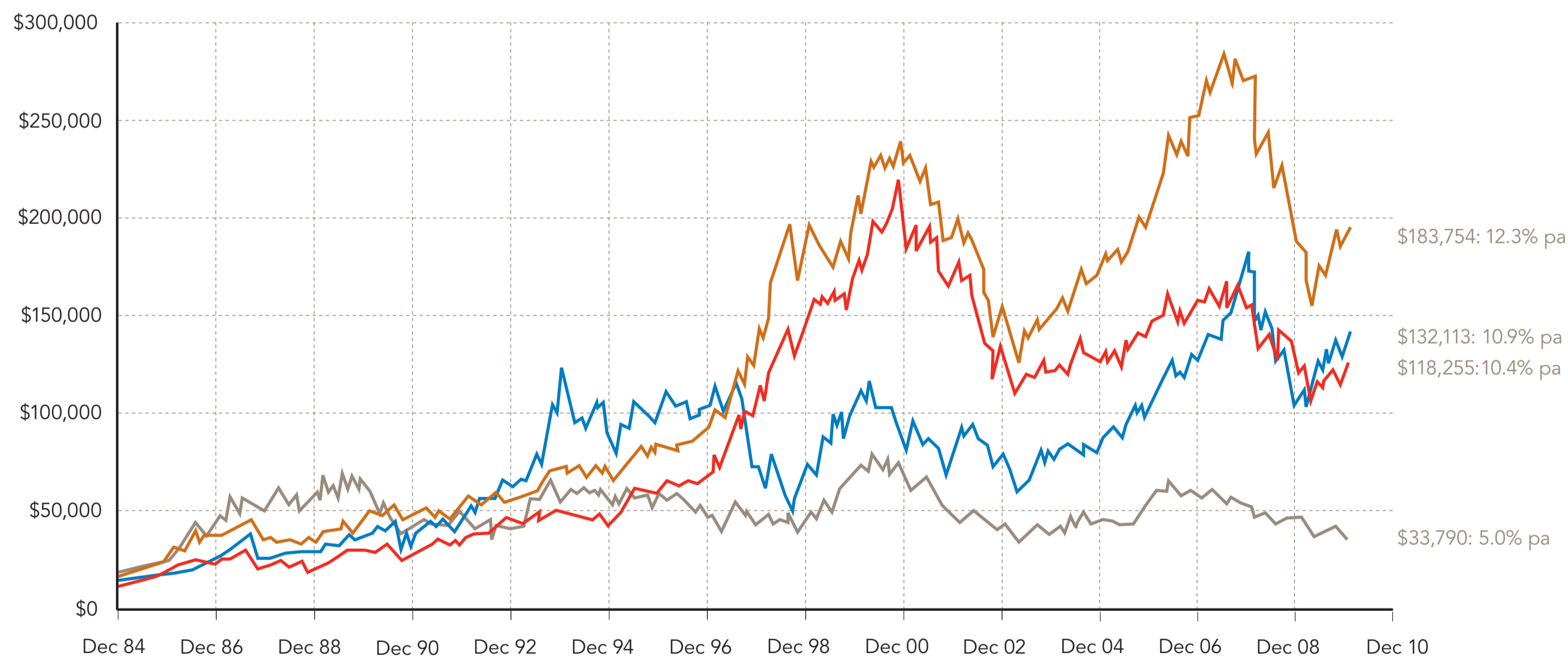
25 YEARS IN SHARE MARKETS AROUND THE WORLD

Australian and global shares
(shows \$10,000 growth over the past 25 years)

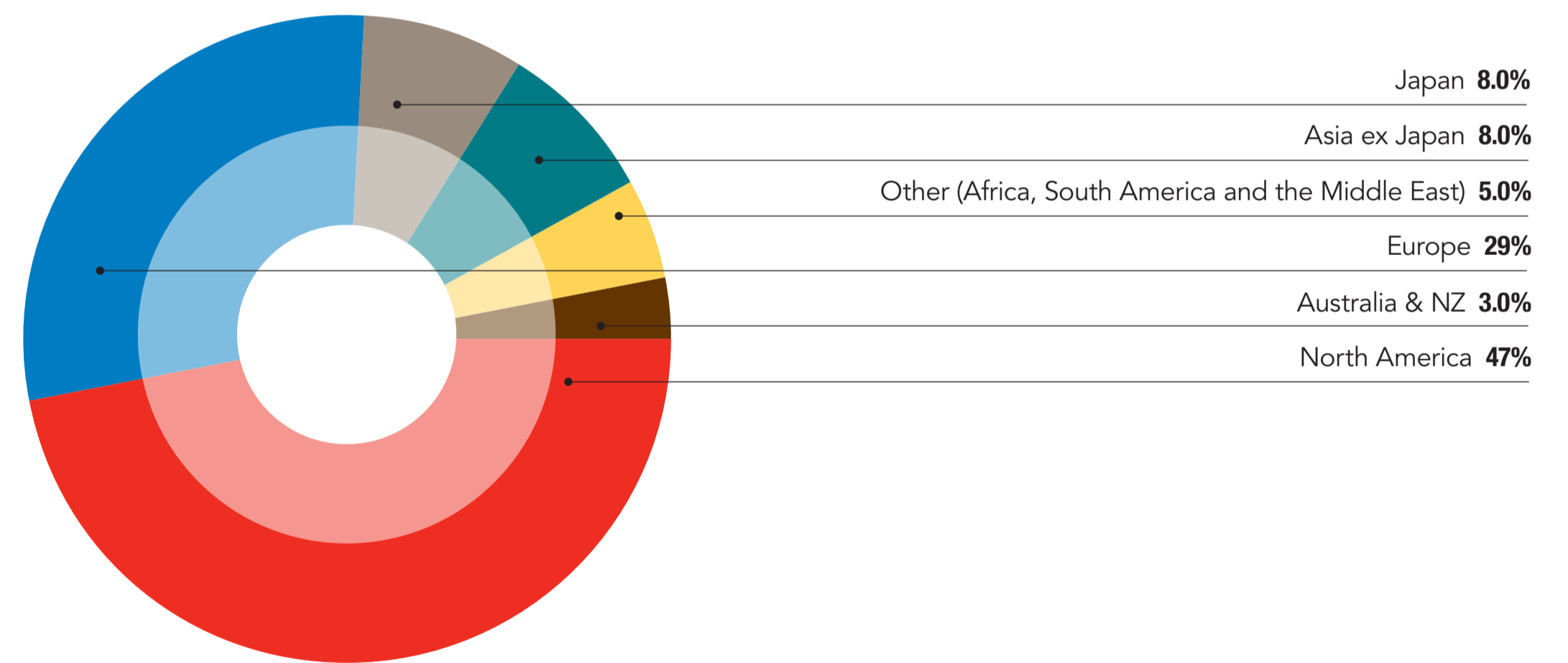


Regional share markets
(shows \$10,000 growth over the past 25 years to December 2009)

■ US ■ Europe
■ Asia ex-Japan ■ Japan



Regions' share of global market
(shows share market capitalisations as at 31 December 2009)



To know more, visit www.fidelity.com.au

The more you know

Important Information. FIL Investment Management (Australia) Limited, ABN 34 006 773 575, AFSL No. 237865 ("Fidelity Australia"). Source: Datastream, RIMES. All returns are shown in AUD terms (assuming currency exposure is unhedged) and assume dividends are reinvested. Returns are average annual returns over the periods shown. Indices used are: Australian shares: S&P/ASX 200 Accum (All Ords before 1/4/2000), Global shares: MSCI World. Past performance is not a reliable indicator of future performance. Index performance does not take account of management costs, operational and transactional costs or tax. Index performance does not reflect the performance of any individual portfolio of stocks. This document has been prepared without taking into account your objectives, financial situation or needs. You should consider these matters before acting on the information. This document is intended as a general information only and does not constitute a recommendation. This document may not be reproduced or transmitted without the prior written permission of Fidelity Australia. Fidelity Australia makes no guarantee, representation or warranty and accepts no responsibility or liability as to the accuracy or completeness of any information in this document. The information in this document is derived from sources Fidelity Australia reasonably believes to be reliable but which have not been independently verified. © FIL Investment Management (Australia) Limited 2010.